



19 Tavistock Close, Maidenhead, SL6 5JN
£635,000 Freehold

An extended and particularly well presented semi detached three bedroomed chalet bungalow with two bath/shower rooms. The property is tucked away in a cul de sac within a very popular area of Maidenhead, within walking distance of well regarded schools, shops and National Trust land at Pinkneys Green.

Entrance Hall

Wood flooring.

Shower Room

White suite of WC, wash hand basin, good sized shower cubicle with glazed enclosure, heated towel rail, tiled floor, small recess with shelving.

Double Bedroom

Kitchen/Open Plan Living Room

Kitchen area well fitted with a comprehensive range of good quality units, inset stainless steel one and a quarter bowl sink unit, ample work surfaces, cupboards and drawers, space for a range cooker with extractor above, integrated washing machine, dishwasher and fridge/freezer, tall storage cupboards, tiled floor, cupboard housing gas fired boiler. Open plan living area with wood flooring and double glazed patio doors to garden.

Sitting Room

Bay window, fireplace with light wood surround, wood flooring.

Stairs leading from Entrance Hall to First Floor Landing.

Double Bedroom

Double Bedroom

Bathroom

White suite of WC, wash hand basin, panelled bath, heated towel rail.

Outside

The rear garden has a detached summerhouse currently used for storage or could be changed to a work from home office with electricity connected and raised decking to the front. Further storage shed with electricity connected. There is also a well kept lawn and established tree and shrubs.

The front garden is open plan with parking driveway to the side. Double doors lead to further parking space at the side and rear

Floor Plan

Approximate Floor Area = 100.8 sq m / 1085 sq ft
Summer House = 13.4 sq m / 144 sq ft
Total = 114.2 sq m / 1229 sq ft

Tavistock Close

Waterman
Established 1990

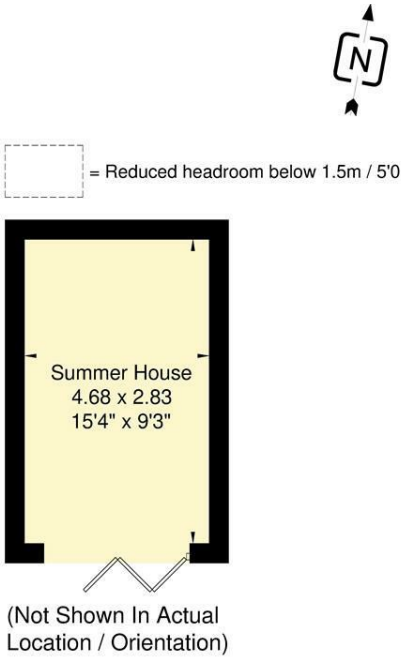
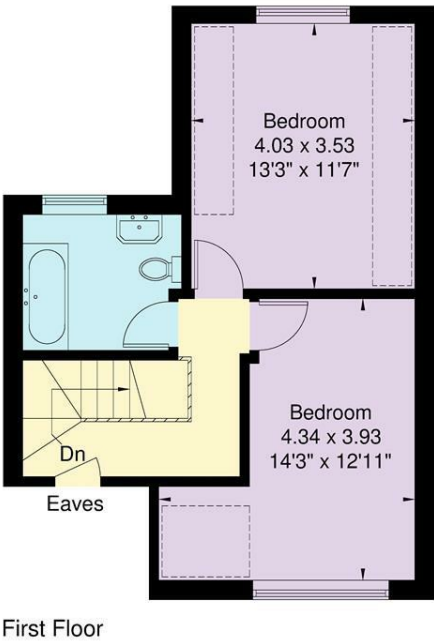
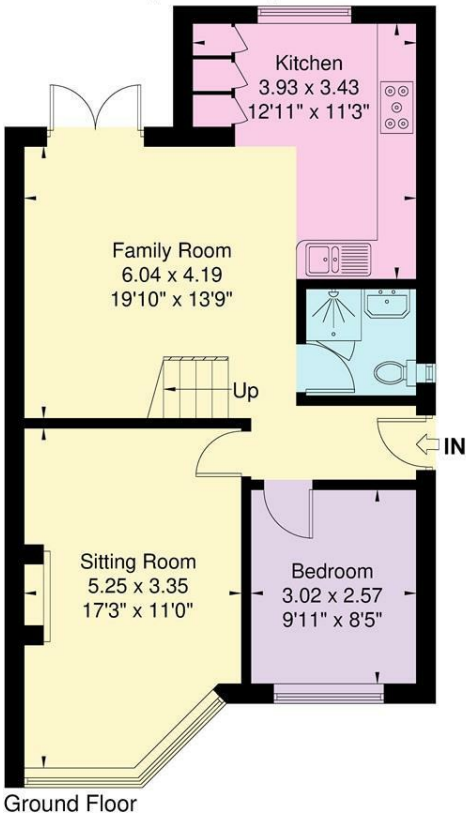
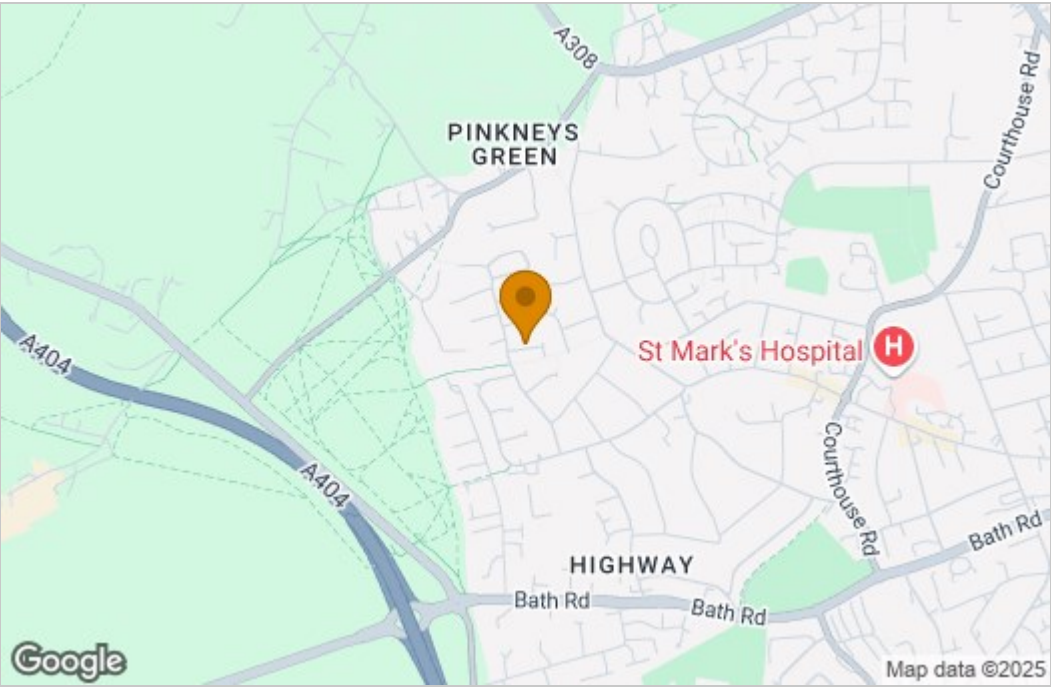
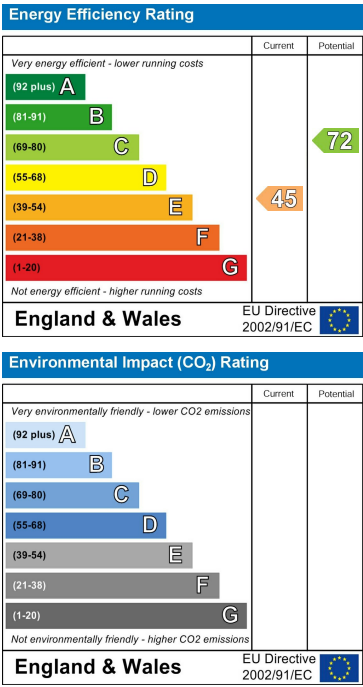


Illustration for identification purposes only, measurements are approximate, not to scale.

Area Map



Energy Efficiency Graph



These particulars, whilst believed to be accurate are set out as a general outline only for guidance and do not constitute any part of an offer or contract. Intending purchasers should not rely on them as statements of representation of fact, but must satisfy themselves by inspection or otherwise as to their accuracy. No person in this firm's employment has the authority to make or give any representation or warranty in respect of the property.